

2021  
WAVERUNNERS

 **YAMAHA**  
*Revs Your Heart<sup>®</sup>*







# RUN THE WATER

The sunshine is calling. With miles of fresh air and cool water available for the taking, the only way to make your escape is on a Yamaha WaveRunner personal watercraft. From the moment you hit the ignition, to the moment you smoothly settle back into the dock, ride with the only brand that offers premium performance, exceptional reliability, and versatility backed by more than 60 years of marine heritage. With innovations that inspire new levels of confidence and control, accessories that allow you to customize your ride, and the power of legendary Yamaha Marine Engines, you'll get more out of every adventure.





The 2021 lineup of WaveRunners continues Yamaha's longstanding commitment to innovation and improved performance.

This year's lineup features an all-new VX Series that offers Connex technology, integrated speakers, and a more ergonomic design.

New enhancements to the GP Series include an industry-first auto trim system for enhanced responsiveness and handling, a sleek race-inspired redesign, as well as integrated sound systems.

The new 2021 SuperJet offers a revolutionary way to ride a stand up personal watercraft on the open water. And with an expanded line of audio package offerings so you can add a soundtrack to every ride, the 2021 lineup is the most customizable and exciting yet.





Professional riders on a closed course



# 2021 LINEUP

Yamaha's 2021 lineup offers more unique options, features, and styles than ever before. Whether you prefer leisure cruises with the family, luxury features and styling, or tearing up the water on your own, there's a WaveRunner for every kind of ride.



**REC-LITE**  
EX® SERIES

---



**RECREATION**  
VX® SERIES

---



**LUXURY**  
FX® SERIES

---



**PERFORMANCE**  
GP SERIES

---



**STAND UP**  
SUPERJET®



EX®



EX® SPORT



EX® DELUXE



EX® LIMITED



EXR®



VX-C®



VX®



VX® DELUXE



VX CRUISER®



VX CRUISER® HO



VX® LIMITED



VX® LIMITED HO



FX HO®



FX CRUISER® HO



FX SVHO®



FX CRUISER SVHO®



FX® LIMITED SVHO®



GP1800® R HO



GP1800® R SVHO



SUPERJET®







# REC-LITE

## EX SERIES

### Endless Fun From The Very Start

Enjoy all the benefits of owning a Yamaha WaveRunner at an entry level price. The affordable EX Series offers Yamaha's signature reliability and power with a lightweight hull and deck, giving first-time riders a nimble WaveRunner experience.



# EX



## SEATING

1-3 persons

## FUEL CAPACITY

13.2 Gal

## STORAGE

7.7 Gal

## ENGINE

3-Cylinder, 4-Stroke TR-1®  
Yamaha Marine Engine

## HIGHLIGHTS

SMC Hull and Deck

Two-Tone Deck Mats

Multifunction

Tow Hook

Information Center

Glove Box

White / Azure Blue







# EX SPORT

## SEATING

1-3 persons

## FUEL CAPACITY

13.2 Gal

## STORAGE

7.7 Gal

## ENGINE

3-Cylinder, 4-Stroke TR-1  
Yamaha Marine Engine

## HIGHLIGHTS

SMC Hull and Deck

Multifunction  
Information Center

Dual Mirrors

Glove Box

Mechanical Reverse

Two-Tone Deck Mats

Tow Hook

Reboarding Step

Black / Neon Lava

Lime Green / Lime Yellow



# EX DELUXE



## SEATING

1-3 persons

## FUEL CAPACITY

13.2 Gal

## STORAGE

7.7 Gal

## ENGINE

3-Cylinder, 4-Stroke TR-1  
Yamaha Marine Engine

## HIGHLIGHTS

SMC Hull and Deck

RiDE®

Multifunction  
Information Center

Dual Mirrors

Glove Box

Two-Tone Deck Mats

Tow Hook

Reboarding Step







Lime Yellow / Azure Blue



White / Lime Green





White / Torch Red

### ACCESSORY PACKAGE INCLUDED

ECOXGEAR® Waterproof Wireless Bluetooth® Speakers (2)

Single-Rider Tube w/ Tube Holder

Tube Inflator

Tow Rope

Stern Storage Bag

Bow Mounted Dry Storage

12V Outlet

Custom Cover with Glove Box Access

Fenders (2)



SPEAKERS



SINGLE-RIDER TUBE



TUBE INFLATOR



TOW ROPE



STERN STORAGE BAG



BOW MOUNTED DRY STORAGE





# EX LIMITED



## SEATING

1-3 persons

## FUEL CAPACITY

13.2 Gal

## STORAGE

7.7 Gal

## ENGINE

3-Cylinder, 4-Stroke TR-1  
Yamaha Marine Engine

## HIGHLIGHTS

SMC Hull and Deck

RiDE®

Multifunction  
Information Center

Dual Mirrors

Glove Box

Custom Cut Deck Mats

Upgraded Tow Hook

Pull-Up Cleats (2)

Wide Sponsons

Reboarding Step



# EXR

## SEATING

1-3 persons

## STORAGE

7.7 Gal

## HIGHLIGHTS

NanoXcel® 2 Hull and Deck

RiDE®

Multifunction  
Information Center

Dual Mirrors

## FUEL CAPACITY

13.2 Gal

## ENGINE

3-Cylinder, 4-Stroke TR-1  
High Output Yamaha Marine Engine

Glove Box

Custom Cut Deck Mats

Tow Hook

Reboarding Step







Lime Yellow / Neon Lava




# RECREATION

## VX SERIES

### Redesigned for a Premium Experience

The all-new VX Series has been reimagined with premium new features at an incredible value. High-quality integrated speakers give you the option to bring your favorite songs along for the ride. New Connex<sup>®</sup> technology, with a convenient touchpad, offers more access to the WaveRunner experience. And with Yamaha's standard features like RiDE<sup>®</sup> and multiple Limited packages for tubing fun, the VX series offers a feature-packed way to enjoy your time on the water.









# VX-C



## SEATING

1-3 persons

## FUEL CAPACITY

18.5 Gal

## STORAGE

30.1 Gal

## ENGINE

3-Cylinder, 4-Stroke TR-1  
Yamaha Marine Engine

## HIGHLIGHTS

SMC Hull and Deck

Multifunction

Information Center

Multi-Mount System Capable

Dual Mirrors

Watertight Glove Box

Footwell Drains

Tow Hook

White / Lime Yellow





# VX



## SEATING

1-3 persons

## FUEL CAPACITY

18.5 Gal

## STORAGE

30.1 Gal

## ENGINE

3-Cylinder, 4-Stroke TR-1  
High Output Yamaha Marine Engine

## HIGHLIGHTS

SMC Hull and Deck

Dual Mirrors

RiDE®

Watertight Glove Box

Multifunction

Footwell Drains

Information Center

Tow Hook

Multi-Mount System Capable

Reboarding Step

White / Lime Yellow





Azure Blue / White



Black / Torch Red







# VX DELUXE



## SEATING

1-3 persons

## FUEL CAPACITY

18.5 Gal

## STORAGE

30.1 Gal

## ENGINE

3-Cylinder, 4-Stroke TR-1  
High Output Yamaha Marine Engine

## HIGHLIGHTS

NanoXcel® Hull and Deck

Dual Mirrors

RiDE®

Watertight Glove Box  
with USB and 12V Outlet

Optional Integrated Speakers

Footwell Drains

4.3" Connex Screen with  
Security and Drive Control

Upgraded Tow Hook

Touchpad Control

Reboarding Step

Cruise Assist/No Wake Mode™

Multi-Mount System Capable

# VX CRUISER

## SEATING

1-3 persons

## FUEL CAPACITY

18.5 Gal

## STORAGE

30.1 Gal

## ENGINE

3-Cylinder, 4-Stroke TR-1  
High Output Yamaha Marine Engine

## HIGHLIGHTS

NanoXcel® Hull and Deck

RiDE®

Optional Integrated Speakers

4.3" Connex® Screen with  
Security and Drive Control

Touchpad Control

Cruise Assist/No Wake Mode™

Multi-Mount System Capable

Dual Mirrors

Watertight Glove Box  
with USB and 12V Outlet

Cruiser Seat

Pull-Up Cleats (2)

Footwell Drains

Upgraded Tow Hook

Upgraded Reboarding Step







White / Lime Green



White / Neon Lava







Lime Yellow



Lime Green





# VX CRUISER HO



## SEATING

1-3 persons

## FUEL CAPACITY

18.5 Gal

## STORAGE

30.1 Gal

## ENGINE

4-Cylinder, 4-Stroke, 1.8 Liter  
High Output Yamaha Marine Engine

## HIGHLIGHTS

NanoXcel® Hull and Deck

RiDE®

Optional Integrated Speakers

4.3" Connex® Screen with  
Security and Drive Control

Touchpad Control

Cruise Assist/No Wake Mode™

Multi-Mount System Capable

Dual Mirrors

Watertight Glove Box  
with USB and 12V Outlet

Cruiser Seat

Pull-Up Cleats (2)

Footwell Drains

Upgraded Tow Hook

Upgraded Reboarding Step



# VX LIMITED

## SEATING

1-3 persons

## FUEL CAPACITY

18.5 Gal

## STORAGE

30.1 Gal

## ENGINE

3-Cylinder, 4-Stroke TR-1  
High Output Yamaha Marine Engine

## HIGHLIGHTS

NanoXcel® Hull and Deck  
RiDE®

4.3" Connex® Screen with  
Security and Drive Control

Touchpad Control

Cruise Assist/No Wake Mode™

Multi-Mount System Capable

Dual Mirrors

Watertight Glove Box  
with USB and 12V Outlet

Cruiser Seat

Pull-Up Cleats (4)

Custom-Cut Deck Mats

Footwell Drains

Upgraded Tow Hook

Upgraded Reboarding Step






INTEGRATED SPEAKERS



SINGLE-RIDER TUBE



TUBE INFLATOR



TOW ROPE



STERN STORAGE BAG



FENDERS



Azure Blue / White

### ACCESSORY PACKAGE INCLUDED

- Integrated Speakers (2)
- Single-Rider Tube with Holder
- Tube Inflator
- Tow Rope
- Stern Storage Bag
- Fenders (2)
- Custom Cover with Glove Box Access





Carbon / Lime Yellow

## ACCESSORY PACKAGE INCLUDED

- Integrated Speakers (2)
- Single-Rider Tube with Holder
- Tube Inflator
- Tow Rope
- Stern Storage Bag
- Fenders (2)
- Custom Cover with Glove Box Access



INTEGRATED SPEAKERS



SINGLE-RIDER TUBE



TUBE INFLATOR




TOW ROPE



STERN STORAGE BAG



FENDERS





# VX LIMITED HO

## SEATING

1-3 persons

## FUEL CAPACITY

18.5 Gal

## STORAGE

30.1 Gal

## ENGINE

4-Cylinder, 4-Stroke, 1.8 Liter  
High Output Yamaha Marine Engine

## HIGHLIGHTS

NanoXcel® Hull and Deck  
RiDE®

4.3" Connex® Screen with  
Security and Drive Control

Touchpad Control

Cruise Assist/No Wake Mode™

Multi-Mount System Capable

Dual Mirrors

Watertight Glove Box  
with USB and 12V Outlet

Cruiser Seat

Pull-Up Cleats (4)

Custom-Cut Deck Mats

Footwell Drains

Upgraded Tow Hook

Upgraded Reboarding Step







# LUXURY

## FX SERIES

### The Gold Standard for Luxury

The FX Series offers the most luxurious personal watercraft on the water. Our largest platform, this series features the most powerful Yamaha Marine Engines, so you can easily conquer long distance rides or quick sprints. The FX Series also offers the full suite of premium Yamaha features, including RiDE dual-throttle control, Connex touchscreen technology, and a multi-mount system for easily adding your favorite accessories to every ride.



# FX HO



## SEATING

1-3 persons

## FUEL CAPACITY

18.5 Gal

## STORAGE

44 Gal

## ENGINE

4-Cylinder, 4-Stroke, 1.8 Liter  
High Output Yamaha Marine Engine

## HIGHLIGHTS

NanoXcel® Hull and Deck

RiDE®

4.3" Connex® Touchscreen  
with Security and Drive Control

Beverage Holders

Multi-Mount System Capable

1 Multi-Mount Base

Cruise Assist/No Wake Mode™

Fast Access Buttons  
(Alarm Mute/Menu Scroll)

Electric Trim

Fast Access Stern Storage

Dual Mirrors

Footwell Drains

Upgraded Reboarding Step

Tow Hook

Custom Cut Two-Tone

Deck Mats





White / Torch Red





Lime Green / White



Azure Blue / White





# FX CRUISER HO



## SEATING

1-3 persons

## FUEL CAPACITY

18.5 Gal

## STORAGE

44 Gal

## ENGINE

4-Cylinder, 4-Stroke, 1.8 Liter  
High Output Yamaha Marine Engine

## HIGHLIGHTS

NanoXcel® Hull and Deck

RiDE®

4.3" Connex® Touchscreen  
with Security and Drive Control

Beverage Holders

Multi-Mount System Capable

1 Multi-Mount Base

Cruise Assist/No Wake Mode™

Fast Access Buttons  
(Alarm Mute/Menu Scroll)

Electric Trim

Watertight Glove Box

Cruiser Seat

Pull-Up Cleats (2)

Dual Mirrors

Footwell Drains

Upgraded Reboarding Step

Custom Cut Two-Tone  
Deck Mats

Tow Hook



# FX SVHO

## SEATING

1-3 persons

## FUEL CAPACITY

18.5 Gal

## STORAGE

44 Gal

## ENGINE

Supercharged 4-Cylinder, 4-Stroke,  
Super Vortex High Output Yamaha  
Marine Engine

## HIGHLIGHTS

NanoXcel®2 Hull

RiDE®

4.3" Connex™ Touchscreen  
with Security and Drive Control

Beverage Holders

Multi-Mount System Capable

1 Multi-Mount Base  
and Beverage Extension

Cruise Assist/No Wake Mode™

Fast Access Buttons  
(Alarm Mute/Menu Scroll)

Electric Trim

Watertight Glove Box

Under-Seat  
Watertight Storage

Fast Access Stern Storage

Dual Mirrors

Footwell Drains

Upgraded Reboarding Step

Custom Cut Two-Tone  
Deck Mats

Tow Hook





Carbon / Lime Yellow





Torch Red / White



Black





# FX CRUISER SVHO

## SEATING

1-3 persons

## FUEL CAPACITY

18.5 Gal

## STORAGE

44 Gal

## ENGINE

Supercharged 4-Cylinder, 4-Stroke,  
Super Vortex High Output Yamaha  
Marine Engine

## HIGHLIGHTS

NanoXcel®2 Hull

RiDE®

4.3" Connex® Touchscreen  
with Security and Drive Control

Beverage Holders

Multi-Mount System Capable

1 Multi-Mount Base and  
Beverage Extension

Cruise Assist/No Wake Mode™

Fast Access Buttons  
(Alarm Mute/Menu Scroll)

Electric Trim

Watertight Glove Box

Cruiser Seat

Pull-Up Cleats (2)

Dual Mirrors

Footwell Drains

Upgraded Reboarding Step

Custom Cut Two-Tone  
Deck Mats

Tow Hook



# FX LIMITED SVHO

## SEATING

1-3 persons

## FUEL CAPACITY

18.5 Gal

## STORAGE

44 Gal

## ENGINE

Supercharged 4-Cylinder, 4-Stroke,  
Super Vortex High Output Yamaha  
Marine Engine

## HIGHLIGHTS

NanoXcel®2 Hull

RiDE®

4.3" Connex® Touchscreen  
with Security and Drive Control

Beverage Holders

Multi-Mount System Capable

1 Multi-Mount Base and  
Beverage Extension

Cruise Assist/No Wake Mode™

Fast Access Buttons  
(Alarm Mute/Menu Scroll)

Electric Trim

Watertight Glove Box

Cruiser Seat

Pull-Up Cleats (4)

Dual Mirrors

Footwell Drains

Upgraded Reboarding Step

Custom Cut Two-Tone  
Deck Mats

Tow Hook





SPEAKERS



GPS FISH FINDER



SINGLE-RIDER TUBE



TUBE INFLATOR / 12V OUTLET



TOW ROPE



SOFT-SIDED COOLER



Black / Neon Lava

### ACCESSORY PACKAGE INCLUDED

ECOXGEAR® Waterproof Wireless Bluetooth® Speakers (2)

Garmin® Striker™ GPS Fish Finder with Transducer and Mount

Multi-Mount Adapter

Single-Rider Tube with Tube Holder

Tube Inflator

12V Outlet

Tow Rope

Soft Sided Cooler

Custom Cover with Glove Box Access

Fenders (2)



# PERFORMANCE

## GP SERIES

### Conquer The Competition, No Matter The Course

The 2021 GP Series continues our long-running streak of on-the-water dominance. Performance-enhancing features include a new jet pump and intake grate, as well as an industry-first Auto Trim system offering cornering control and launch control. And with a sleek new redesign that includes integrated speakers, conquering the water has never been so much fun. All powered by our most legendary Yamaha Marine Engines, the Performance Race Series offers the fastest way to take your victory lap.









Torch Red / White



Black / Torch Red



Professional rider on a closed course



# GP1800R HO

## SEATING

1-3 persons

## FUEL CAPACITY

18.5 Gal

## STORAGE

28.4 Gal

## ENGINE

4-Cylinder, 4-Stroke, 1.8 Liter  
High Output Yamaha Marine Engine

## HIGHLIGHTS

NanoXcel® 2 Hull and Deck

RiDE®

Optional Integrated Speakers

4.3" Connex® Screen with  
Security and Drive Control

Touchpad Control

Cruise Assist/No Wake Mode™

Auto Trim

Multi-Mount System Capable

Tilt Steering

Dual Mirrors

Glove Box

Racing Inspired Seat

Custom-Cut Deck Mats

Footwell Drains

Upgraded Tow Hook

Reboarding Step



# GP1800R SVHO

## SEATING

1-3 persons

## FUEL CAPACITY

18.5 Gal

## STORAGE

28.4 Gal

## ENGINE

Supercharged 4-Cylinder, 4-Stroke,  
Super Vortex High Output Yamaha  
Marine Engine

## HIGHLIGHTS

NanoXcel® 2 Hull and Deck

RiDE®

Optional Integrated Speakers

4.3" Connex® Screen with  
Security and Drive Control

Touchpad Control

Cruise Assist/No Wake Mode™

Auto Trim

Multi-Mount System Capable

Tilt Steering

Dual Mirrors

Glove Box

Racing Inspired Seat

Custom-Cut Deck Mats

Footwell Drains

Upgraded Tow Hook

Reboarding Step





Professional rider on a closed course



Azure Blue / White



Black / Lime Green









# STAND UP SUPERJET


## Stand Up To The Challenge

Yamaha's legendary stand up, the SuperJet, is now available water-wide. Recrafted with a new four-stroke engine and a new design, the 2021 SuperJet offers a totally new way to conquer the water. With features like L-Mode® and a wider, more stable platform, everyone from experienced pros to total first-timers can enjoy carving up the water with the SuperJet on their own two feet.



White





Professional rider on a closed course

# SUPERJET



## SEATING

1 person

## FUEL CAPACITY

5 Gal

## STORAGE

N/A

## ENGINE

3-Cylinder, 4-Stroke TR-1  
Yamaha Marine Engine

## HIGHLIGHTS

Vacuum Assisted Resin Transfer Molding (VaRTM)

L-Mode

3-Position Adjustable Handlepole



# ACCESSORIES + APPAREL

Yamaha offers best-in-class accessories and riding gear, giving you a variety of ways to personalize your favorite personal watercraft.



◀ **FX AUDIO PACKAGE**  
**F3XH81C0T000**



**EX/VX AUDIO PACKAGE**  
**F3YH81C0T000**



**FX AUDIO COLOR-MATCHED TRIM**

- RED - **F3XH8163V000**
- BLUE - **F3XH8163T000**
- WHITE - **F3XH8163S000**
- CHROME - **F3XH8163P000**
- LIME YELLOW - **F3XH8163R000**



EX STERN MOUNTED STORAGE  
F3YU89A1V000



VX STERN MOUNTED STORAGE  
F4NU89A1V000



FX STERN MOUNTED STORAGE  
F3XU89A1V000



YAMAHA NEOPRENE RIDE SHORTS  
MENS - MAR19SNERD(SM-2X)  
WOMENS - MAW19SNEPK(SM-2X)



YAMAHA NEOPRENE  
PFD with SIDE HANDLES  
MAR21HAN(COLOR)(SIZE)



WAVERUNNER ANGLES CAP  
WTC21HGPNVNS



WAVERUNNER ANGLES TEE  
TEAL - WTC20TSVTL(SM-3X)  
RED - WTC20TSVRD(SM-3X)



WAVEBLASTER™ RETRO TEE  
WTC20TSVBL(SM-3X)





© 2020 Yamaha Motor Corporation, U.S.A. All rights reserved. Follow instructional materials and obey all laws. Ride responsibly, wearing protective apparel and USCG approved personal flotation device. Always ride within your capabilities, allowing time and distance for maneuvering, and respect others around you. Never drink and ride. WaveRunner® is a Yamaha brand personal watercraft and not a generic term. This document contains many of Yamaha's valuable trademarks. It may also contain trademarks belonging to other companies. Any references to other companies or their products are for identification purposes only and are not intended to be an endorsement. All information based on availability at time of publication and subject to change without notice. Yamaha Motor Corporation, U.S.A. accepts no liability for any inaccuracies or omissions in this publication. Some WaveRunners shown with optional accessories.

For more information, visit our website at [YAMAHAWAVERUNNERS.COM](http://YAMAHAWAVERUNNERS.COM) or call 1.800.88.YAMAHA



LIT-18116-WR-21